

Framingham Police Department

Use of Force Report 2016 Data



Prepared by Crime Analyst Kate A. Curtis-Bozio

Table of Contents

2016 Overview	2
2016 Use of Force Reported Table.....	2
2016 Breakdown	3
Chart – Type of Force Used.....	3
Chart – Shift Comparison for 2016.....	4
Chart – Use of Force by Month for 2016	4
Chart – Use of Force by Day of the Week for 2016	5
Year Comparison	5
Chart – Use of Force by Year.....	6
Chart – Type of Force Used, Year comparison.....	6
Chart – Use of Force by Month, Year comparison.....	7
Chart – Use of Force by Day of the Week, Year comparison	7
Chart – Three Year Shift Comparison.....	8

Use of Force Report - 2016 Data

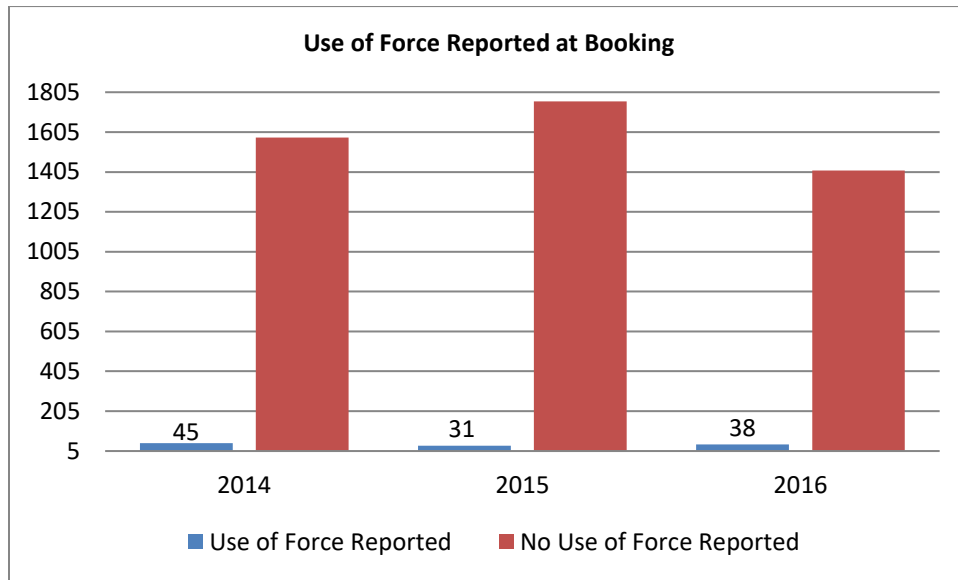
2016 Overview

During the calendar year, 2016, there were 38 incidents where the use of force reports filed. Below is a table indicating the suspect's information, officer information, the reason for force being used, and whether either party was injured or needed medical treatment.¹

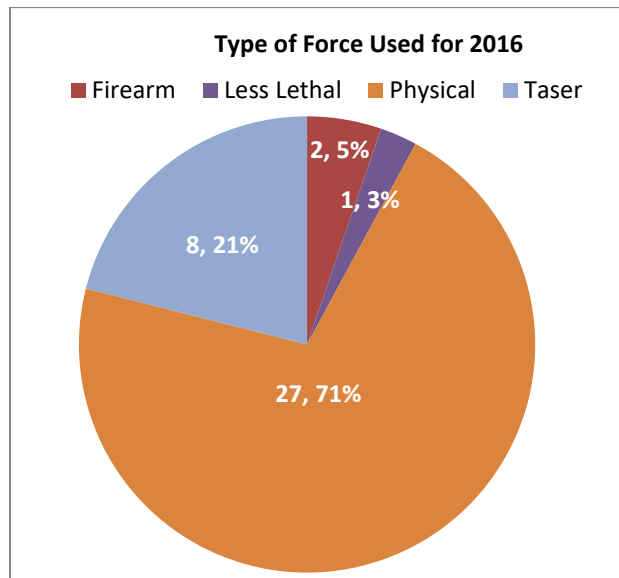
INC	Name	Race	Sex	Date	Time	Shift	Officer	Type	Reason	Off.Injury	Susp.Injury	Medical
1600173	Joseph Johns	W	M	1/8/2016	20:24	4-12	Mohr	Physical	Resisting.	N	N	N
1600346	Ernest Russo	W	M	1/15/2016	22:49	4-12	Ball	Taser	non-compliance	N	N	Y
1600713	Michael Gonzalez	W	M	1/31/2016	22:47	4-12	O'Toole	Firearm	Viewable weapons in hand.	N	N	N
1600924	Andre Pinkard	B	M	2/9/2016	21:00	4-12	Lewis	Physical	Non-compliant & resisting.	N	Y	Y
1601278	Juan Villegas	H	M	2/23/2016	15:40	8-4	Jordan	Physical	The threat of violence.	N	Y	N
1601378	Jahloh Brown	B	M	2/26/2016	21:51	4-12	Godino	Physical	Violent.	N	N	N
1601583	Anthony Maness	B	M	3/5/2016	18:55	4-12	McCarthy	Physical	Fleeing area.	Y	N	N
1601725	Auantavious Clark	B	M	3/10/2016	7:50	12-8	Gatlin	Physical	Struggling.	N	N	N
1602256	Thomas Reynolds	W	M	3/29/2016	21:40	4-12	Torres	Taser	Non-compliant.	N	Y	Y
1602520	Fidele Fosso	B	M	4/9/2016	2:44	12-8	Hurton	Taser	Violent.	N	N	Y
1602521	Emanuel Munoz	H	M	4/9/2016	6:44	12-8	Godino	Physical	Safety purposes.	N	Y	Y
1602540	Joseph Jutras	W	M	4/10/2016	13:21	8-4	Goncalves	Physical	Fighting stance.	N	N	N
1602603	John Swanson	W	M	4/11/2016	21:00	4-12	Sheehan	Physical	Non-compliant/defense.	N	N	Y
1602904	Dakari Pressy	B	M	4/23/2016	21:34	4-12	Hurton	Physical	Non-compliant/defense.	Y	N	N
1603174	Tiffany McClain	B	F	5/4/2016	17:11	4-12	Hendry	Physical	Non-compliant.	N	N	N
1603446	Christopher Hagins	B	M	5/4/2016	23:43	4-12	Curtis	Physical	Resisting.	N	N	N
1603419	Abraham Joseph	B	M	5/13/2016	19:37	4-12	Mroczek	Taser	Non-compliant & resisting.	N	N	N
1603479	Sean Pelfrey	W	M	5/16/2016	17:21	4-12	Pini	Physical	Non-compliant.	N	Y	Y
1603508	Ronald Horn	UNK	M	5/17/2016	16:00	4-12	Lewis	Physical	Resisting.	N	N	N
1603545	Rufus Harris	B	M	5/18/2016	18:52	4-12	Hayes	Physical	The threat of violence.	N	N	Y
1604044	Jose Dosreis	UNK	M	6/5/2016	21:54	4-12	Reardon	Less Lethal	Threat of weapon.	N	N	N
1604384	Terrel Gamble	B	M	6/18/2016	18:24	4-12	Godino	Physical	Resisting.	N	N	N
1604569	Julian Canzano-Pennant	H	M	6/25/2016	23:22	4-12	Wright	Physical	Violent.	N	Y	N
1604721	Timothy Commerford	W	M	7/1/2016	22:07	4-12	Hurton	Taser	Non-compliant/Mental health issue.	N	N	N
1604759	Andre Stone	B	M	7/4/2016	0:28	12-8	Mohr	Physical	Non-compliant & resisting.	N	N	N
1604891	Kevin Quinn	W	M	7/10/2016	22:08	4-12	Mroczek	Physical	Subject fought w/ police.	N	Y	Y
1604888	Joseph Boyer	W	M	7/11/2016	3:00	12-8	Hurton	Taser	Resisting.	N	N	N
1605190	Jose Beltran	UNK	M	7/24/2016	18:10	4-12	Mroczek	Physical	Resisting.	N	Y	N
1605395	Trayvon St Cyere	B	M	8/2/2016	19:29	4-12	Farazi	Physical	Non-compliant.	N	N	N
1609503	John Miller	W	M	8/5/2016	20:34	4-12	Spaulding	Physical	Resisting.	N	N	N
1605702	Luis Ortiz-Hernandez	H	M	8/13/2016	2:42	12-8	Mohr	Physical	Non-Compliant.	N	N	N
1605976	Gabriel Reynoso	H	M	8/23/2016	15:09	8-4	Studley	Physical	Non-Compliant.	N	N	N
1606107	Marcus Bino	UNK	M	8/28/2016	2:00	12-8	Patriarca	Taser	Violent.	Y	N	Y
1606366	Anthony Libby	W	M	9/6/2016	22:20	4-12	Hurton	Physical	Non-compliant/Alcohol issue.	N	Y	N
1606912	Timothy McKinnon	W	M	9/27/2016	14:53	8-4	Jordan	Taser	Violent	N	Y	Y
1607074	Waldir Furtado-Silva	B	M	10/3/2016	11:10	8-4	Nichols	Firearm	Non-compliant.	N	N	N
1607276	Mynor Mauricio-Lopez	H	M	10/10/2016	22:01	4-12	Hayes	Physical	Non-compliant/Alcohol issue.	N	Y	Y
1601414	Cornell Grasty	B	M	2/1/2016	17:33	4-12	Mohr	Physical	Resisting.	Y	N	Y

¹ The information used was gathered from *Use of Force Reports* filed internally with the Framingham Police Department.

2016 Break Down



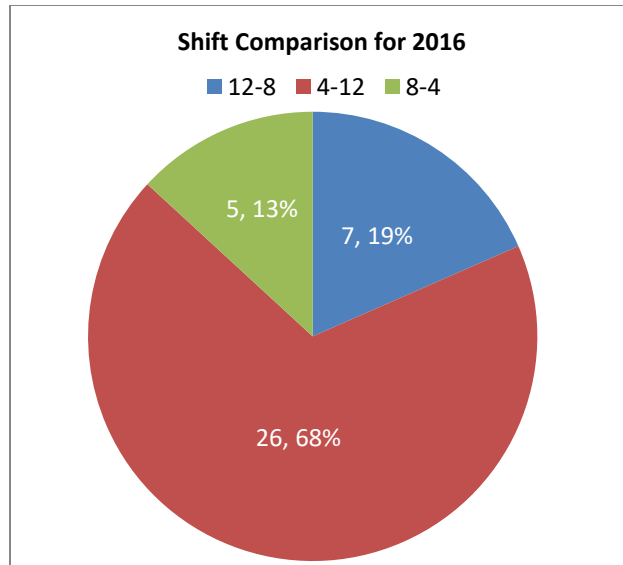
Framingham police officers made 1,451 arrests during 2016; 3% of those arrests had a use of force report filed.



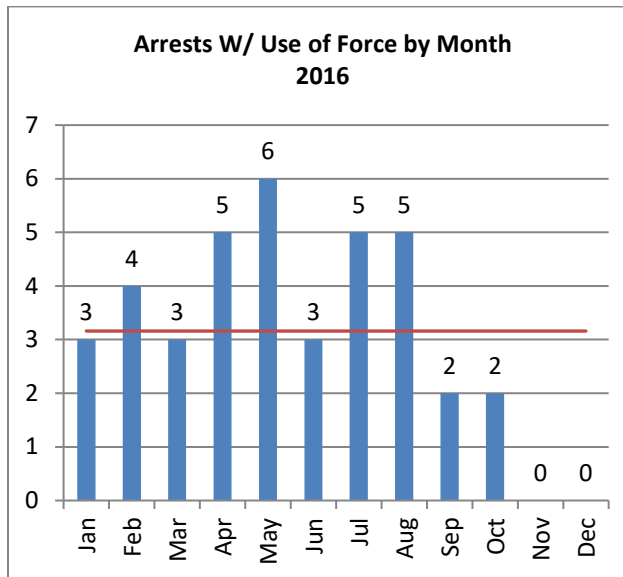
Of the 38 use of force reports filed by officers; 71% indicated that physical force was used. A Taser was used 21% of the time, a firearm was unholstered 5% of the time (no firearm was actually fired), a less lethal weapon was brought out (not fired) on a single occasion.²

² The information used was gathered from *Use of Force Reports* filed internally with the Framingham Police Department.

Use of Force Report - 2016 Data



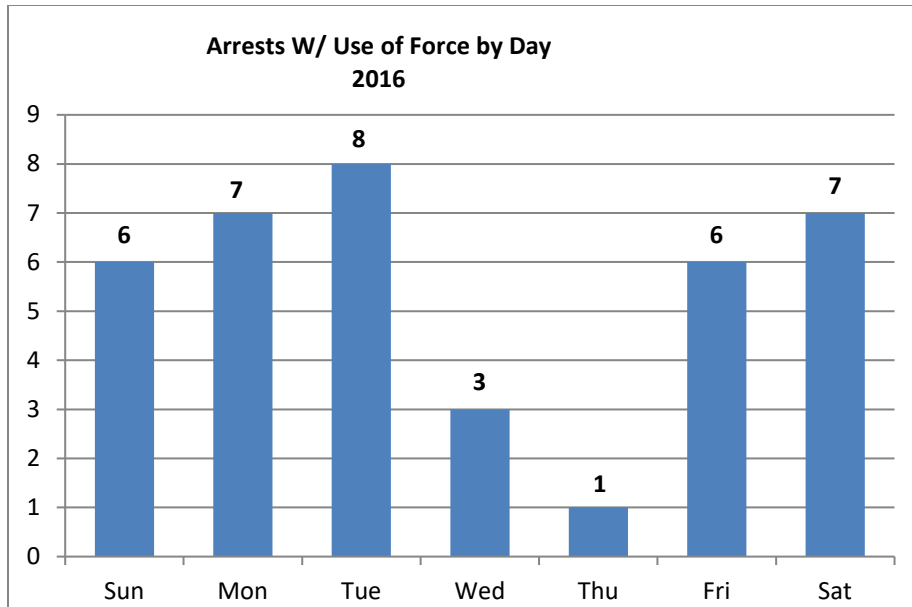
When breaking down the use of force reports for the calendar year, 2016; 68% had been filed during the 4-12 shifts. During this shifts time period: 20 reports indicated that physical force was used; 4 reports listed a Taser either being threatened or used; a less lethal weapon was threatened; a firearm had been drawn (not fired).



On average, each month has a total of three use of force reports filed. During the calendar year, 2016, the department was above that average 41% of the year; remained on average 25% of the year; was below average 33% of the year.³

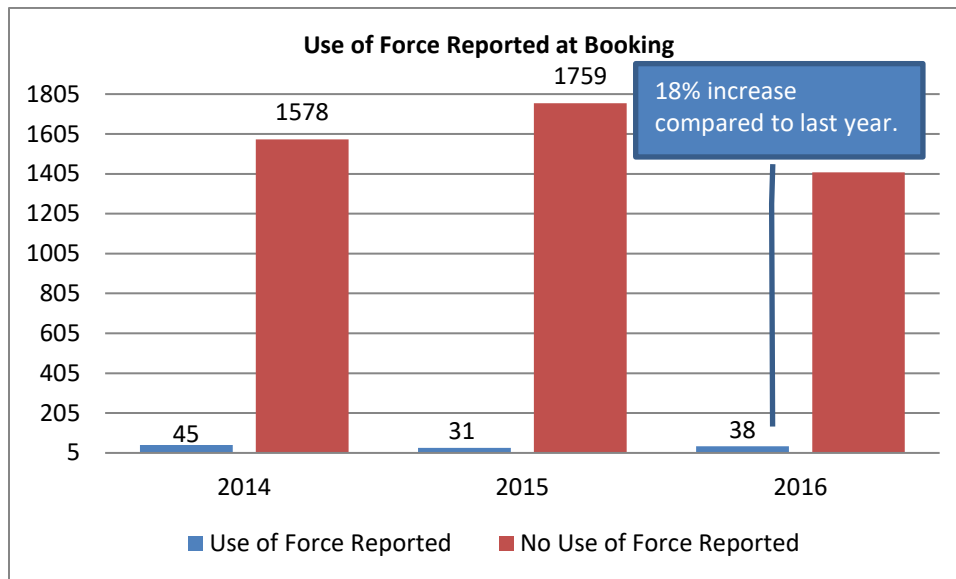
³ The information used was gathered from *Use of Force Reports* filed internally with the Framingham Police Department.

Use of Force Report - 2016 Data



The distribution by day of the week shows a drop in the middle of the week (Wednesday & Thursday).

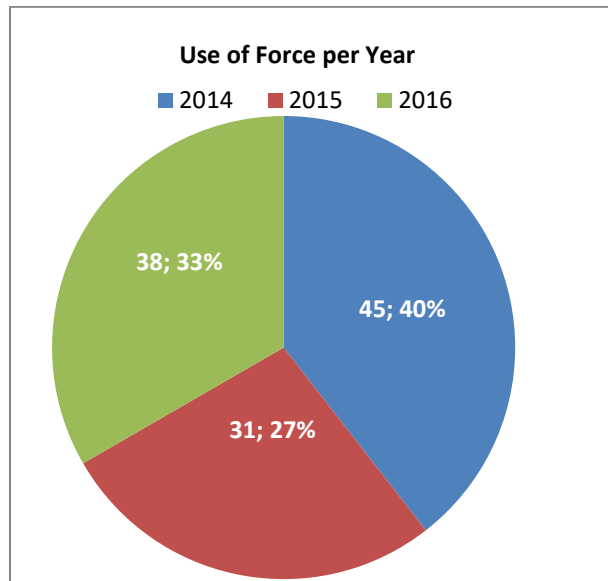
Year Comparison



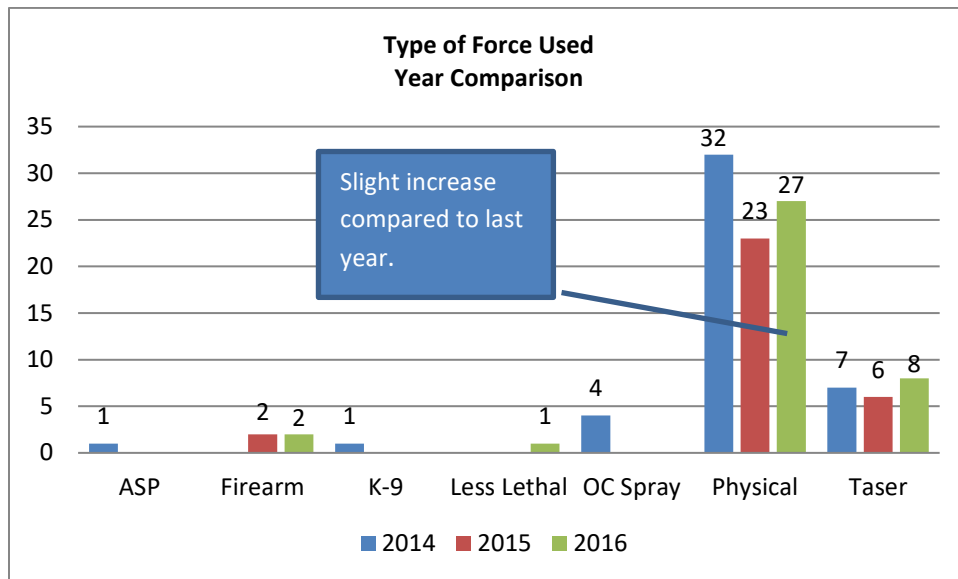
The calendar year 2016 saw a 23% decrease in the number of arrests compared to last year. A look at the last three years indicates the number of use of force reports filed has remained low with 3% of all arrests involving some form of use of force.⁴

⁴ The information used was gathered from *Use of Force Reports* filed internally with the Framingham Police Department.

Use of Force Report - 2016 Data



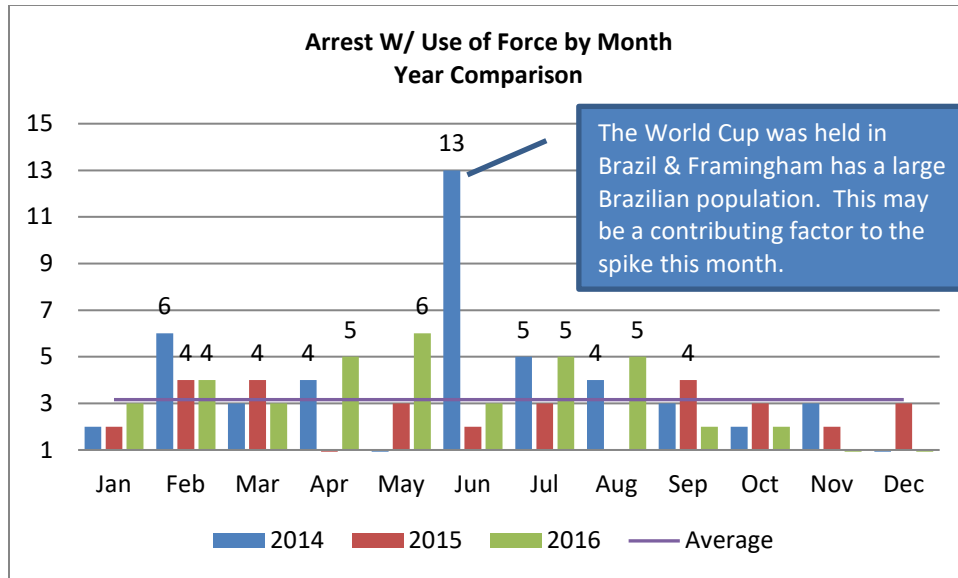
Since 2014 the number of use of force reports filed has decreased. Though the calendar year 2016 has a slight increase compared to last year, although that number is still down overall.



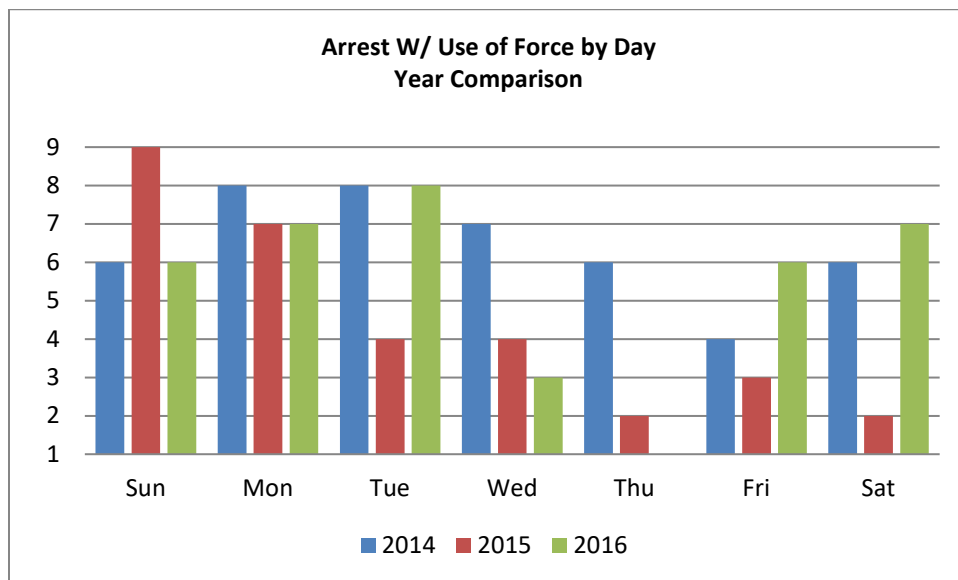
Physical force, such as “Arm Band Technique,” is the primary force type reported and remains relatively consistent each year.⁵

⁵ The information used was gathered from *Use of Force Reports* filed internally with the Framingham Police Department.

Use of Force Report - 2016 Data



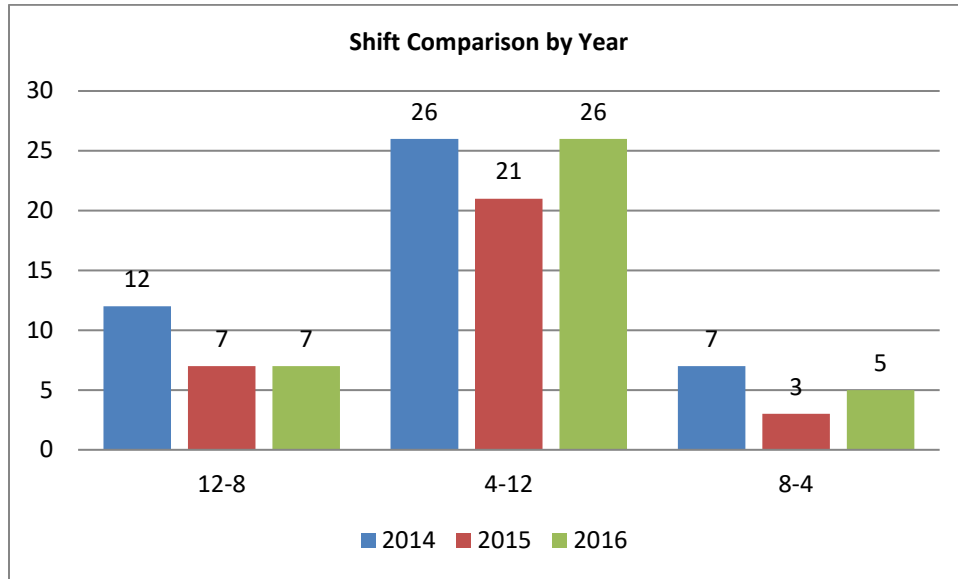
A distribution by month comparison does not produce any inconsistency; the distribution remains level overall. Note, there is an outlying factor in June 2014 (see graph above); the following years do not see the same increase.



A distribution by day of the week shows an increase on Fridays and Saturdays compared to last year; it also shows a continued decrease on Wednesday and Thursday's.⁶

⁶ The information used was gathered from *Use of Force Reports* filed internally with the Framingham Police Department.

Use of Force Report - 2016 Data



The number of use of force reports filed by each individual shift remained relatively consistent (minimal increase) within the last three years.⁷

⁷ The information used was gathered from *Use of Force Reports* filed internally with the Framingham Police Department.