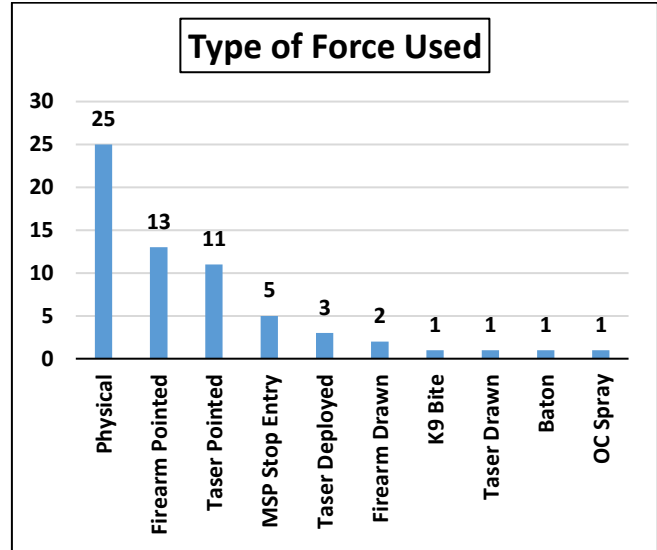
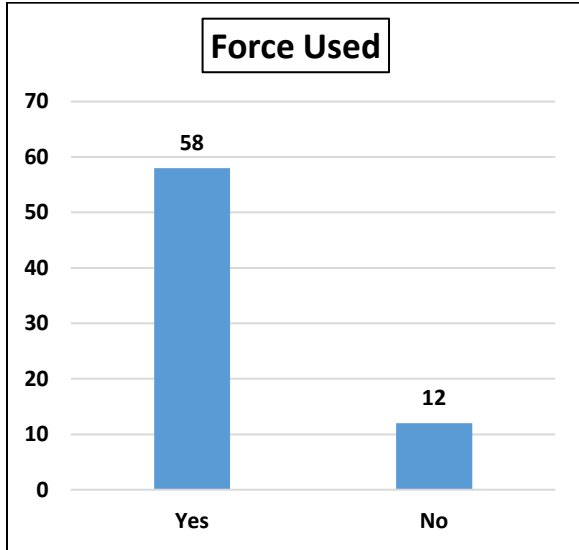



Framingham Police Department  
Use of Force  
Year 2018

In 2018, we were able to obtain 70 incidents with use of force. Of these 70 incidents, 7 of them were generated in error. It is worth noting that of the 63 incidents where force was used, 5 of these incidents were Massachusetts State Police Stop Team Entries. During these 5 incidents, no force was used by any of the Framingham Police Department officers. Therefore, there were a total of 58 use of force incidents. Below is a breakdown demonstrating the highest level of force used on an incident.



Of the 58 incidents where force was used, approximately 79% resulted in an individual being placed in police custody. Approximately 17% were placed on a section 12 and transported to the hospital. Lastly, approximately 3% were incidents where officers were called to the hospital to assist staff with a noncompliant patient.



Framingham Police Department  
 Use of Force  
 Year 2018

In 2018, the majority (approximately 76%) of incidents where force was used, the subject was White, followed by Hispanic (approximately 16%), and followed by Black (approximately 9%).

